



# SAFEENTRY GATEWAY

Do not print and display at entrance.  
For staff manning SafeEntry Gateway only

Visitors can perform SafeEntry check-ins by scanning Gateway with a TraceTogether device

**1** USE any government issued Token or App



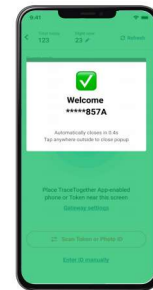
**2** SCAN the Token or App 1-25 cm away from the SafeEntry Gateway



 **SUCCESSFUL** check-in



Green light will appear from the device

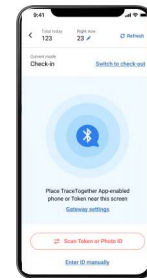


Green screen will appear on the Business App

 **FAILED** check-in



No light will appear



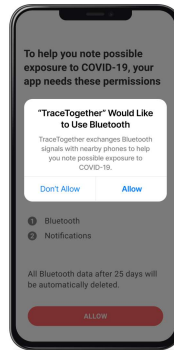
No change in screen on the Business App.

TraceTogether App will display the home screen for both successful and unsuccessful check-in.



## What to do if check-in is unsuccessful

### CHECK TRACETOGETHER APP



Check if Bluetooth has been enabled on smart device

Check if the App is in the foreground


### CHECK TRACETOGETHER TOKEN



Check if Token flashes a green light every 30-60 seconds

If there is **no flash and beep**, the Token may be out of battery.  
Advise visitors to visit any Community Club/ Centre for a replacement.

## USE ALTERNATIVES



Scanning QR code



Scanning QR code at the back of the Token



Present barcode for photo scanning